

Smart

LED Driver

Design and Quality EASEIC of USA

LNAI36AC

Smart E-Dim 0/1-10V DRIVER

SPEC SHEET

36W 3-66V 200-1050mA 0/1-10V

Dim

LNAI36AC

622136



SELV RoHS

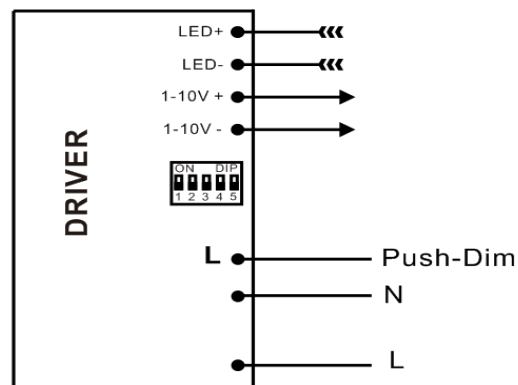
Features

- Multilevel current output, Constant current output 200-1050mA
- Multi-power driver supplied with dip-switch for the selection of the output current
- Built-in 3 in 1 dimming function(0/1-10V,PWM or Resistance)
- Dimming range from 0 -100%.
- Analogue flicker-free dimming
- PUSH-Dim, dimming and switching via push-button .
- Universal AC input (100~277Vac)
- Designed for LED lighting applications
- UL Class 2 output, Class 2 protection against electric shock for direct or indirect contact
- Supplied with terminal cover and cable retainer.
- Driver can be secured with slot for screws.
- Protections: Short circuit , Over voltage, Over Current
- 5 year warranty

Benefits

- Enables design of low profile and compact fixtures
- Helps to maximize energy savings and allows application specific light levels
- Supports majority of available dimming solutions

Wire Diagram



Note:

Install in accordance with National and Local Electrical Codes.

Use 16-24 AWG solid copper wire rated $\geq 300V/85^{\circ}C$.

Strip wire 3/8".

Please pay special attention to wiring installation guidelines, Wrong wiring will cause damage to the LED driver.

Before connection the power, make sure you have access to the LED load.

LNAI36AC

Smart E-Dim 0/1-10V DRIVER

SPEC SHEET

Electrical Specifications

Ordering Information			
Type	LNAI36AC		
Order Code	612136		
Full product name	Smart 36W 3-66V 200-1050mA 0/1-10V Dim		
Input Information			
Line Voltage	100-240Vac_rms		
Line Current	0.44A@100VAC	0.36A@120VAC	0.19A@230VAC
Line Frequency	50/60Hz		
Min, Mains Voltage operational	90[min]		
Max, Mains Voltage operational	277[max]		
THD(total)	<10%		
Power Factor(PF)	>0.95		
Input Power (Max.)	41W		
Efficiency @Max Load and 70°C case	87%@100VAC	87%@120VAC	88%@230VAC
Inrush Current(Typ.)	Cold Start 55A(twidth=270us measured at 50% Ipeak) at 230VAC		
Leakage Current(Typ.)	<0.5mA/230VAC		
Output Information			
Output Power	36W(See Output current settings table)		
Output voltage	3V to 66V		
Output Constant Current	200-1050mA ±5%(See Output current settings table)		
Maximum open circuit voltage	<77V		
Output Current Ripple (ripple=peak to peak)	2% of nominal output voltage (whichever is greater), measured at 20Mhz bandwidth with 0.1uf ceramic capacitor in parallel with 10uf electrolytic capacitor connected at the end of the output connector.		
Protections	Over Current, Over Voltage, Short Circuit and Open Circuit Protection for LED+ and LED-		
Ambient Temp Range	-20°C to +50°C, 20-95% RH non-condensing		
Max Case Temperature(Tc)	75°C for Life & 85°C for UL Safety		
Dimming Features			
Dimming Interface	0/1-10V, Push-Dim, 10K PWM, Resistance,		
0/1-10V Dimming Specifications	Sink Current <0.5mA		
Dimming range	0-100%		
Environment & Approbation			
Environmental Protection Rating	UL damp and dry		
Agency Approbations	UL8750,UL1310, CSA-C22.2 No.250.0-08,ENEC EN61347-1,EN61347-2-13 independent, EN62384, TUV EN60950-1		
Electromagnetic Compliance	FCC Title 47 Part 15 Class A Compliance to EN55015,EN61000-3-2 Class C(@100% Load);en6100-3-3 Compliance to EN61000-4-2,3,4,5,6,8,11;EN61547,EN55024, light industry level(surge 2KV), criteria A		
Audible noise	<24dB Class A		
Other information			
Dimension	118x67x30mm (LxWxH)		
Packing	0.17Kg(0.37lbs): 30Pcs/5.1kg(11.2Lbs)		

All the specifications are typical and at 25 °C Tcase unless specified otherwise

LNAI36AC

Smart E-Dim 0/1-10V DRIVER

SPEC SHEET

Output Current Settings

LNAI36AC, Constant Current output 200-1050mA.

Multi-power driver supplied with dip-switch for the selection of the output current.

Factory default setting is 200mA.

LNAI36AC		DIP-Switch Settings					
Pout Max.	Vout DC	Iout DC	1	2	3	4	5
13W	3-66V	200mA	--	--	--	--	--
16W	3-66V	250mA	ON	--	--	--	--
20W	3-66V	300mA	--	ON	--	--	--
23W	3-66V	350mA	ON	ON	--	--	--
26W	3-66V	400mA	--	--	ON	--	--
30W	3-66V	450mA	ON	--	ON --	--	--
33W	3-66V	500mA	--	ON	ON	--	--
36W	3-66V	550mA	ON	ON	ON	--	--
36W	3-60V	600mA	ON	ON	--	ON	--
36W	3-55V	650mA	--	--	ON	ON	--
36W	3-52V	700mA	ON	--	ON	ON	--
36W	3-48V	750mA	--	ON	ON	ON	--
36W	3-45V	800mA	ON	ON	ON	ON	--
36W	3-43V	850mA	ON	ON	--	ON	ON
36W	3-40V	900mA	--	--	ON	ON	ON
36W	3-38V	950mA	ON	--	ON	ON	ON
36W	3-36V	1000mA	--	ON	ON	ON	ON
36W	3-34V	1050mA	ON	ON	ON	ON	ON

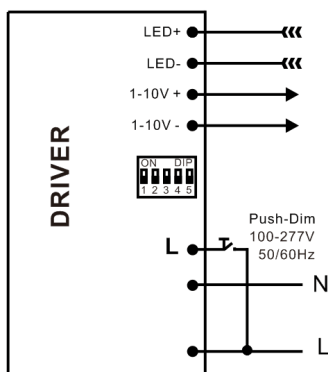
LNAI36AC

Smart E-Dim 0/1-10V DRIVER

SPEC SHEET

Dimming Control Wiring Diagrams

➤ Push-dim 0-100% dimming control



By pressing the push button for less than one second the LEDs turn on or off. By pressing the push button for more than one second the light intensity of the LEDs is dimmed according to the following modalities:

- ✧ If the light intensity is not at maximum, by pressing the key there will be an increase of this to maximum or to the corresponding level at the moment the key is released;
- ✧ A further pressure on the key inverts the dimming direction to the minimum value or to the corresponding level at the moment the key is released;
- ✧ If light intensity is at maximum by pressing the key there will be a decrease to the minimum value or to the corresponding level at the moment the key is released.

Total length of PUSH cables <20m. Factory dimming setting at 100%.



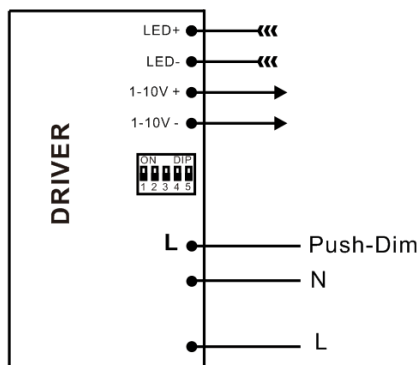
Note: Only use self-reset push button without indicator light.
Risk of short circuit. The self-reset button can only be linked between the Push-dim and the L(AC).
Do Not connect the self-reset button to the N(AC)

LNAI36AC

Smart E-Dim 0/I-10V DRIVER

SPEC SHEET

➤ 0/I-10V interface dimming control



DC 0/I-10V interface dimming function, output constant current level can be adjusted through output terminal by DC 0/I-10V or 10V PWM signal between dimming control interface + and -.

✧ 0/I-10V dimming function for output current adjustment (Typical)

Dim-control Value	0V	1V	2V	3V	4V	5V
Output Current	0%	10%	20%	30%	40%	50%
Dim-control Value	6V	7V	8V	9V	10V	Open
Output Current	60%	70%	80%	90%	100%	100%

0

/ I-10V LED dimming drivers will consume 0.5mA control terminal of the current.

✧ 10V PWM signal for output current adjustment (Typical):

Frequency range :1KHz - 3KHz

Duty Value	0%	10%	20%	30%	40%	50%
Output Current	0%	10%	20%	30%	40%	50%
Duty Value	60%	70%	80%	90%	100%	100%
Output Current	60%	70%	80%	90%	100%	100%

0/I-10V Interface Lighting Controller



EID110EA



DRF02E




DRF01E



DBC410A



DRF02U



DRF CCTU

More 0/I-10V Lighting control modules and details ,
please browse www.easeic.com

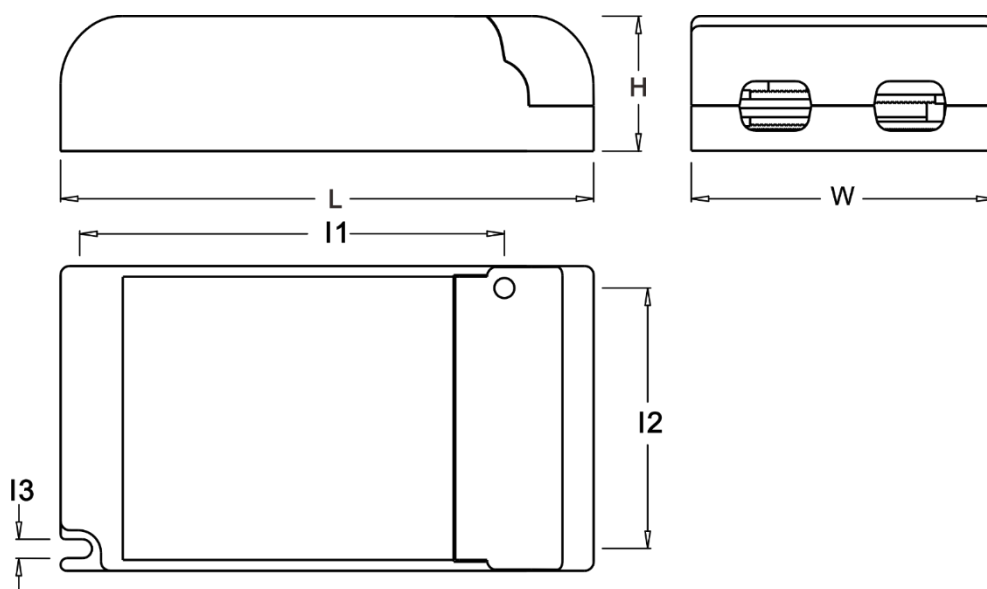
LNA136AC

Smart E-Dim 0/1-10V DRIVER

SPEC SHEET

Mechanical Specifications

Mechanical Drawing:



Dimensions

	In.	mm
Case Length(L)	4.6	118
Case Width(W)	2.6	67
Case Height(H)	1.2	30
Mounting Holes(I1)	3.7	94
Mounting Holes(I2)	2.3	58
Mounting Holes(I3)	0.19	4.8
Mounting Holes(I4)	4.6	118
Overall Length	4.6	118

Suggested max. number of the LNX units that can be connected to a MCB@230VAC

MCB	B10	B16	C10	C16
LNA136AC	10	16	17	28

Note: These calculated values are based on MCB S201 series manufactured by ABB



© Copyright 2013 EASEIC INC.
All rights reserved. Rev A2.0
Data is subject to change without notice.
www.easeic.com

Easeic Inc.
27 Hall Street, Brooklyn, NY 11205
Tel.: 1-718-243-9388
Fax: 1-718-243-9403
Customer Support
Customer Care: 1-646-4029788
E-Mail: ny@easeic.com

Easeic Asia Limited.
Rm. 19C, Lockhart Ctr., 301-307
Lockhart Rd., Wan Chai, Hong Kong
Tel.: 852-6955-8075
Fax: 852-6915-3639
E-Mail: info@easeic.com

Easeic Sci-tech Co., Ltd.
Building 6, Huangzhou Industrial
Zone, Chebei Road, Tianhe District,
Guangzhou, China, 510660
Tel.: 86-20-8230-9676
Fax: 86-20-8230-9677
E-Mail: sales@easeic.com